

VIDAS, CONSTANT INNOVATION



VIDAS[®]

**N°1 AUTOMATED SOLUTION
for Rapid Pathogen Monitoring**



BIOMÉRIEUX
INDUSTRY

VIDAS® N°1 TO ANSWER YOUR NEEDS WORLDWIDE

(VIDAS a worldwide installed base

With more than 2.000 food laboratories who have chosen VIDAS solutions for their routine analyses, bioMérieux® is the worldwide leader in automated solutions for pathogen screening.



■ Present on five continents, VIDAS provides a unique solution among international partners in the food industry.

(VIDAS a solution used in numerous reference laboratories


Approximately 100 worldwide reference laboratories (FDA, other government laboratories) and major international food companies use VIDAS for reliable analyses.




VIDAS a solution used in numerous reference laboratories

The international validations obtained for VIDAS assure food companies an official recognition for microbiological results on their export markets.

AOAC International Validation

VIDAS Salmonella (SC + TT)	(AOAC - OMA May 1996 - Official Method N° 996.08)	
VIDAS Salmonella (RV + TT)	(AOAC - OMA January 2004 - Official Method N° 2004.03)	
VIDAS ICS/plate	(AOAC - OMA April 2001 - Official Method N° 2001.07)	
	(AOAC - OMA April 2001 - Official Method N° 2001.08)	
VIDAS ICS/SLM VIDAS NEXT DAY	(AOAC - OMA April 2001 - Official Method N° 2001.09)	
VIDAS Listeria	(AOAC - OMA May 1999 - Official Method N° 999.06)	
VIDAS Listeria (harmonized protocol)	(AOAC - OMA June 2004 - Official Method N° 2004.06)	
VIDAS Listeria	(AOAC RI Performance Tested SM Method December 1998 - Certificate N° 981202)	
VIDAS Listeria species Xpress VIDAS NEXT DAY	(AOAC RI Performance Tested SM Method October 2005 - Certificate N° 100501)	
VIDAS Listeria monocytogenes II	(AOAC - OMA January 2004 - Official Method N° 2004.02)	
VIDAS SET2	(AOAC - RI Performance Tested SM Method September 2004 - Certificate N° 070404)	
VIDAS ECO + O157:H7 ID plate	(AOAC - RI Performance Tested SM Method January 2005 - Certificate N° 010504)	
8 hours and 24 hours protocols		


AFNOR Validation

VIDAS Salmonella	Dual selective enrichment	(April 6 th 1994 - Attestation : Bio-12/01-04/94)	
	Single selective enrichment	(September 18 th 2002 - Attestation : Bio-12/10-09/02)	
	Easy SLM	(September 20 th 2005 - Attestation : Bio-12/16-09/05)	
VIDAS Listeria		(June 17 th 1994 - Attestation : Bio-12/02-06/94)	
VIDAS Listeria species Xpress VIDAS NEXT DAY		(July 01 st 2004 - Attestation : Bio-12/12-07/04)	
VIDAS Listeria monocytogenes II		(July 3 rd 2002 - Attestation : Bio-12/09-07/02)	
		(March 12 nd 2004 - Attestation : Bio-12/11-03/04)	
VIDAS Listeria DUO		(March 9 th 2006 - Attestation : Bio-12/18-03/06)	
VIDAS ICS plate		(March 23 th 1999 - Attestation : Bio-12/07-03/99)	
VIDAS ICS/SLM VIDAS NEXT DAY		(March 23 th 1999 - Attestation : Bio-12/06-03/99)	
VIDAS E. coli O157 (+ ICE)		(July 5 th 2000 - Attestation : Bio-12/08-07/00)	


Official Method, DGAL, Ministry of Agriculture

VIDAS SET2	(July 2005 - DGAL/SDSSA/SDRRC/N2005-8194)	
------------	---	---


NORDVAL Validation

VIDAS Salmonella	(May 2001 - N° 2005-30-5408-00041)	
VIDAS Listeria	(May 2001 - N° 2005-30-5408-00042)	
VIDAS Listeria monocytogenes II	(March 2003 - N° 2005-30-5408-00040)	
VIDAS ICS/SLM VIDAS NEXT DAY	(September 2003 - N° 2005-30-5408-00049)	

EMMAS assessment

VIDAS Salmonella	(October 1998 - Report n° 37490)	
VIDAS Listeria	(October 1998 - Report n° 37489)	

Health Protection Branch of Canada

VIDAS Salmonella	(October 1999 - N° MFHPB 24)	
VIDAS Listeria	(January 2003 - N° MFHPB 29)	
VIDAS Listeria monocytogenes II	(January 2003 - N° MFLP 33)	


DIN Committee

VIDAS Salmonella	(March 2000 - DIN 10121)	
------------------	--------------------------	---

Japan Ministry of Health and Welfare

VIDAS E. coli O157		
--------------------	--	---

China Government

VIDAS E. coli O157	(September 2000 - SN/T 0973)	
VIDAS Listeria monocytogenes II	(December 2005 - SN/T 0184.1)	

VIDAS® THE BENEFITS OF AUTOMATION IN

VIDAS proven results

More than 150 scientific posters and publications have demonstrated the quality of VIDAS results :

VIDAS Enzyme-Linked Fluorescent Immunoassay for Detection of *Salmonella* in Foods : Collaborative Study
M.S. Curiale, V. Gangar, C. Gravens
Journal of AOAC International vol. 80, No.3, 1997

▶ **99 % agreement with BAM/AOAC method**

Evaluation of the VIDAS *Salmonella* Reagent for the Detection of *Salmonella* in Breeding and Veterinary Samples
D. Baroux, M. Neyron, E. Desmaris, M.T. Lescure
presented at SFM Annual Meeting, Paris, October 20, 2000

▶ **98 % agreement with reference method**
▶ **Sensitivity : 96 % (reference method : 94 %)**
▶ **Specificity : 96 % (reference method : 100 %)**

Rapid *Salmonella* Detection using an Automated Immuno-Enrichment System
F. Bourouina and coll.
presented at Salmonella and Salmonellosis, Ploufragan, 1997

▶ **Specificity : 100 %**
▶ **Specificity : 99 %**

A comparison of VIDAS *Listeria monocytogenes* II with the EN ISO 11290-1 Method for the detection of *L. monocytogenes* in Food Samples
S. Souchon and coll.
Presented at IAFP Annual meeting, San Diego, 2002

▶ **Sensitivity : 96.7%**
▶ **Specificity : 97.9%**

Evaluation of VIDAS LDUO Method in Comparison with Standard Method - Validation AFNOR

▶ **Sensitivity : LIS : 94.6 % (reference method : 90.7 %)**
LMO : 96.1 % (reference method : 91 %)
▶ **Specificity : 100 % (reference method : 100 %)**

Evaluation of VIDAS *Campylobacter* Method in Comparison with Standard Method
P. Kradolfer, A. Bouchet
presented at ASM Annual Meeting, Atlanta, GA, May 20, 1998

▶ **Sensitivity : 98 % (reference method : 93 %)**
▶ **Specificity : 100 % (reference method : 100 %)**


VIDAS new developments for your laboratory

Thanks to its R&D laboratory dedicated specifically for VIDAS solutions, bioMérieux proposes innovations for pathogen screening and enlarges its range of applications for VIDAS solutions :

- ▶ Specific evaluation of food matrices
- ▶ Development of protocols appropriate for the environment
- ▶ VIDAS solutions for emerging pathogens

YOUR LABORATORY

VIDAS an automated system to optimize your weekly workflow



With improved productivity, the laboratory can initiate testing for the entire week and can better distribute the weekly workflow.

Rapid testing results provides the means for rapid corrective actions or immediate release of lots in control.

VIDAS® A COMPLETE SOLUTION

VIDAS a multi-parametric solution

On the same platform, VIDAS provides detection of toxins or key pathogens in the food industry.

VIDAS a multi-functional solution

The VIDAS system can be utilized for :

- ▶ Final detection of pathogens : **immuno-detection** Sample
- ▶ Preparation : **immuno-concentration**

VIDAS a large range of applications

With specific protocols, VIDAS allows detection of pathogens at all stages of the food processing industry :

- ▶ Human food products
- ▶ Environmental samples

VIDAS a reliable solution

- ▶ The analysis is entirely automated from inserting the sample to reporting results.
- ▶ An original design reduces risk due to manipulation or cross-contamination during the analysis.
- ▶ Each analysis has complete traceability (bar code, complete test report).
- ▶ With automation, the interpretation is objective whoever the user may be.
- ▶ With ready-to-use kits, manipulations are reduced to a minimum.



mini VIDAS*



VIDAS*

VIDAS a large range of parameters)

Salmonella



VIDAS Salmonella (SLM)

60 tests - ref 30702

Detection of *Salmonella* in food products and environmental samples

Test length : 45 minutes

Results in Day 3



VIDAS Immuno-Concentration Salmonella (ICS)

60 tests - ref 30435

Immuno-concentration of *Salmonella* in food products

Test length : 40 minutes

Results in Day 2 (ICS + SLM) **VIDAS NEXT DAY***

Results in Day 3 (ICS + plate)

E. coli O157



VIDAS E. coli O157 (ECO)

30 tests - ref 30112

Detection of *E. coli* O157 in food products and environmental samples

Test length : 45 minutes

Results in Day 2



VIDAS Immuno-Concentration E. coli O157 (ICE)

30 tests - ref 30526

Facilitates confirmation of *E. coli* O157 on specific culture media

Test length : 40 minutes

Campylobacter



VIDAS Campylobacter (CAM)

30 tests - ref 30111

Detection of *Campylobacter* in food products

Test length : 70 minutes

Results in Day 3

Listeria



VIDAS Listeria (LIS)

60 tests - ref 30700

Detection of *Listeria* in food products and environmental samples

Test length : 45 minutes

Results in Day 3



VIDAS Listeria Species Xpress (LSX)

60 tests - ref 30224

Detection of *Listeria* in meat and dairy products

Test length : 70 minutes

Results in Day 2 **VIDAS NEXT DAY***



VIDAS Listeria monocytogenes II (LMO2)

60 tests - ref 30704 **PERFORMANCE INSIDE**

Detection of *Listeria monocytogenes* in food products and environmental samples

Test length : 70 minutes

Results in Day 3



VIDAS Listeria Duo (LDUO)

60 tests - ref 30225

Simultaneous detection of *Listeria monocytogenes* and *Listeria* spp in food products and environmental samples

Test length : 127 minutes

Results in Day 3

Staphylococcal enterotoxins



VIDAS Staph enterotoxin II (SET2)

30 tests - ref 30705 **PERFORMANCE INSIDE**

Detection of *Staphylococcal enterotoxins*

A, B, C1, C2, C3, D and E in food products

Test length : 80 minutes

Results < 24 hours

VIDAS[®] A COMPLETE SOLUTION

bioMérieux a complete offer from enrichment to detection

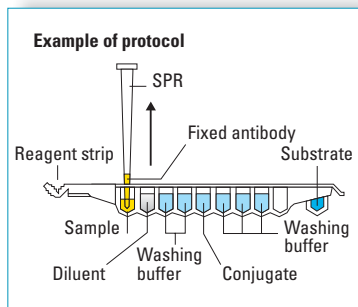
In order to assure you the best reliability for pathogen detection on VIDAS, bioMérieux has developed a range of enrichment media where the performance is controlled using VIDAS as well as a large choice of selective media.

For optimal use, these media are provided in a ready-to-use format.

bioMérieux also offers the API range, the worldwide reference for identification, for a practical and standardized confirmation of positive results.

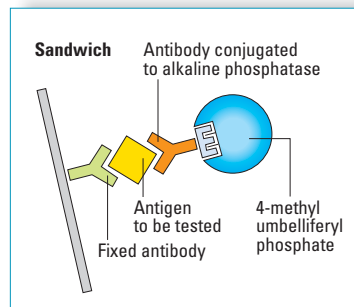
How does it work ?

Antigen Capture




The antibody captures the target pathogen.

Sandwich Assay



A second antibody conjugated with an enzyme fixes itself to the captured antigen.

Detection



The intensity of the fluorescence is interpreted by the system.

VIDAS[®] DESIGNED TO HELP PROTECT THE REPUTATION OF YOUR BRANDS

bioMérieux SA
69280 Marcy l'Etoile • France
Tel. 33 (0)4 78 87 20 00
Fax 33 (0)4 78 87 20 90

www.biomerieux.com

